



# Real life. Real answers.

239.597.1666  
239.597.7725 Fax

www.NABOR.com  
www.NaplesArea.com

1455 Pine Ridge Road  
Naples, FL 34109



## Overall Market Statistics By Price

	# Pending				# Closed				Median Closed Price (,000's)				Inventory		Average DOM	
	May 2010	May 2011	12-month ending 5/2010	12-month ending 5/2011	May 2010	May 2011	12-month ending 5/2010	12-month ending 5/2011	May 2010	May 2011	12-month ending 5/2010	12-month ending 5/2011	May 2010	May 2011	May 2010	May 2011
	\$0-\$300K	608	652	7,141	7,023	555	551	5,794	5,634	\$ 137	\$ 141	\$ 137	\$ 130	4,549	3,856	136
\$300K-\$500K	123	136	1,426	1,279	103	119	1,129	1,071	\$ 387	\$ 389	\$ 375	\$ 376	1,548	1,432	190	202
\$500K-\$1M	80	101	965	906	74	89	777	773	\$ 664	\$ 672	\$ 650	\$ 675	1,527	1,303	205	212
\$1M-\$2M	45	42	407	412	43	47	318	347	\$ 1,350	\$ 1,400	\$ 1,306	\$ 1,400	821	642	297	232
\$2M+	31	24	254	264	28	32	203	211	\$ 3,025	\$ 3,000	\$ 2,900	\$ 3,000	561	472	266	250
<b>TOTAL</b>	<b>887</b>	<b>955</b>	<b>10,193</b>	<b>9,884</b>	<b>803</b>	<b>838</b>	<b>8,221</b>	<b>8,036</b>	<b>\$ 190</b>	<b>\$ 208</b>	<b>\$ 183</b>	<b>\$ 175</b>	<b>9,006</b>	<b>7,705</b>	<b>165</b>	<b>179</b>
							<b>Median &gt; \$300K</b>		<b>\$ 577</b>	<b>\$ 590</b>	<b>\$ 530</b>	<b>\$ 554</b>				

## Overall Market Statistics By Area

	# Pending				# Closed				Median Closed Price (,000's)				Inventory		Average DOM	
	May 2010	May 2011	12-month ending 5/2010	12-month ending 5/2011	May 2010	May 2011	12-month ending 5/2010	12-month ending 5/2011	May 2010	May 2011	12-month ending 5/2010	12-month ending 5/2011	May 2010	May 2011	May 2010	May 2011
	Naples Beach	159	175	1,619	1,690	137	181	1,421	1,477	\$ 650	\$ 600	\$ 525	\$ 510	2,241	1,964	218
North Naples	220	245	2,643	2,538	212	234	2,180	2,092	\$ 225	\$ 225	\$ 238	\$ 225	2,311	1,971	150	163
Central Naples	185	190	2,115	2,000	145	148	1,610	1,623	\$ 121	\$ 120	\$ 120	\$ 120	1,503	1,210	158	146
South Naples	131	126	1,437	1,445	133	121	1,177	1,193	\$ 166	\$ 131	\$ 150	\$ 124	1,233	1,133	152	184
East Naples	178	201	2,263	2,051	168	132	1,740	1,516	\$ 146	\$ 167	\$ 145	\$ 150	1,551	1,259	157	192
Immokalee/Ave Maria	9	8	50	60	4	5	33	49	\$ 40	\$ 82	\$ 69	\$ 56	27	34	94	60
<b>TOTAL</b>	<b>882</b>	<b>945</b>	<b>10,127</b>	<b>9,784</b>	<b>799</b>	<b>821</b>	<b>8,161</b>	<b>7,950</b>	<b>\$ 190</b>	<b>\$ 205</b>	<b>\$ 182</b>	<b>\$ 175</b>	<b>8,866</b>	<b>7,571</b>	<b>165</b>	<b>179</b>

## Legend

Geographic Location	USPS Zip Codes
Naples Beach:	34102, 34103, 34108
North Naples:	34109, 34110, 34119
Central Naples:	34104, 34105, 34116
South Naples:	34112, 34113
East Naples:	34114, 34117, 34120, 34137
Immokalee/Ave Maria:	34142

Calculations are based on property listings that exist within SunshineMLS. Only properties in Collier County, excluding Marco Island, are included. \*Counts for breakdowns of available inventory for prior years are unavailable. \*\*Median Sold Prices are unavailable for periods with zero sales reported. The median refers to the middle value in a set of statistical values that are arranged in ascending or descending order, in this case prices at which homes were actually sold. Data entry anomalies and non-Naples zip codes may result in minor discrepancies. However, these anomalies are statistically insignificant.

Single Family Homes are tabulated using properties with a building design of Single Family, Villa Detached, or Manufactured. Condo units are tabulated using properties with a building design of Low-Rise, Mid-Rise, High-Rise, or Villa Attached.



# Real life. Real answers.

239.597.1666  
239.597.7725 Fax

www.NABOR.com  
www.NaplesArea.com

1455 Pine Ridge Road  
Naples, FL 34109



## Single Family Home Statistics By Price

	# Pending				# Closed				Median Closed Price (,000's)				Inventory		Average DOM	
	May 2010	May 2011	12-month ending 5/2010	12-month ending 5/2011	May 2010	May 2011	12-month ending 5/2010	12-month ending 5/2011	May 2010	May 2011	12-month ending 5/2010	12-month ending 5/2011	May 2010	May 2011	May 2010	May 2011
	\$0-\$300K	303	325	3,568	3,349	249	234	2,778	2,562	\$ 132	\$ 145	\$ 131	\$ 135	1,750	1,471	124
\$300K-\$500K	74	85	889	778	55	63	696	640	\$ 380	\$ 390	\$ 375	\$ 380	813	721	191	196
\$500K-\$1M	49	60	509	512	38	50	397	440	\$ 677	\$ 672	\$ 665	\$ 680	752	633	233	214
\$1M-\$2M	33	27	268	243	32	18	196	202	\$ 1,300	\$ 1,400	\$ 1,300	\$ 1,416	513	395	278	250
\$2M+	18	18	171	203	17	23	132	164	\$ 2,940	\$ 3,044	\$ 3,000	\$ 3,112	429	367	223	248
<b>TOTAL</b>	<b>477</b>	<b>515</b>	<b>5,405</b>	<b>5,085</b>	<b>391</b>	<b>388</b>	<b>4,199</b>	<b>4,008</b>	<b>\$ 210</b>	<b>\$ 242</b>	<b>\$ 199</b>	<b>\$ 210</b>	<b>4,257</b>	<b>3,587</b>	<b>165</b>	<b>172</b>

## Single Family Home Statistics By Area

	# Pending				# Closed				Median Closed Price (,000's)				Inventory		Average DOM	
	May 2010	May 2011	12-month ending 5/2010	12-month ending 5/2011	May 2010	May 2011	12-month ending 5/2010	12-month ending 5/2011	May 2010	May 2011	12-month ending 5/2010	12-month ending 5/2011	May 2010	May 2011	May 2010	May 2011
	Naples Beach	80	75	646	690	54	69	562	593	\$ 887	\$ 655	\$ 580	\$ 635	827	687	202
North Naples	98	98	1,045	1,074	84	90	915	888	\$ 376	\$ 335	\$ 360	\$ 350	1,040	922	163	181
Central Naples	98	102	1,020	1,053	75	75	831	817	\$ 132	\$ 130	\$ 132	\$ 142	774	627	183	145
South Naples	63	70	608	621	51	50	509	501	\$ 240	\$ 218	\$ 190	\$ 159	495	476	141	152
East Naples	128	155	1,613	1,532	121	90	1,318	1,112	\$ 130	\$ 145	\$ 130	\$ 138	1,012	761	146	172
Immokalee/Ave Maria	6	8	42	55	2	5	28	45	\$ 38	\$ 82	\$ 68	\$ 55	20	28	69	60
<b>TOTAL</b>	<b>473</b>	<b>508</b>	<b>4,974</b>	<b>5,025</b>	<b>387</b>	<b>379</b>	<b>4,163</b>	<b>3,956</b>	<b>\$ 210</b>	<b>\$ 239</b>	<b>\$ 198</b>	<b>\$ 209</b>	<b>4,168</b>	<b>3,501</b>	<b>164</b>	<b>172</b>

## Legend

Geographic Location	USPS Zip Codes
Naples Beach:	34102, 34103, 34108
North Naples:	34109, 34110, 34119
Central Naples:	34104, 34105, 34116
South Naples:	34112, 34113
East Naples:	34114, 34117, 34120, 34137
Immokalee/Ave Maria:	34142

Calculations are based on property listings that exist within SunshineMLS. Only properties in Collier County, excluding Marco Island, are included. \*Counts for breakdowns of available inventory for prior years are unavailable. \*\*Median Sold Prices are unavailable for periods with zero sales reported. The median refers to the middle value in a set of statistical values that are arranged in ascending or descending order, in this case prices at which homes were actually sold. Data entry anomalies and non-Naples zip codes may result in minor discrepancies. However, these anomalies are statistically insignificant.

Single Family Homes are tabulated using properties with a building design of Single Family, Villa Detached, or Manufactured. Condo units are tabulated using properties with a building design of Low-Rise, Mid-Rise, High-Rise, or Villa Attached.



# Real life. Real answers.

239.597.1666  
239.597.7725 Fax

www.NABOR.com  
www.NaplesArea.com

1455 Pine Ridge Road  
Naples, FL 34109



## Condominium Statistics By Price

	# Pending				# Closed				Median Closed Price (,000's)				Inventory		Average DOM	
	May 2010	May 2011	12-month ending 5/2010	12-month ending 5/2011	May 2010	May 2011	12-month ending 5/2010	12-month ending 5/2011	May 2010	May 2011	12-month ending 5/2010	12-month ending 5/2011	May 2010	May 2011	May 2010	May 2011
	\$0-\$300K	305	327	3,573	3,674	306	317	3,016	3,072	\$ 140	\$ 140	\$ 140	\$ 127	2,799	2,385	145
\$300K-\$500K	49	51	537	501	48	56	433	431	\$ 402	\$ 387	\$ 375	\$ 375	735	711	188	207
\$500K-\$1M	31	41	456	394	36	39	380	333	\$ 630	\$ 672	\$ 645	\$ 670	775	670	181	209
\$1M-\$2M	12	15	139	169	11	29	122	145	\$ 1,375	\$ 1,300	\$ 1,325	\$ 1,350	308	247	352	220
\$2M+	13	6	83	61	11	9	71	47	\$ 3,150	\$ 2,500	\$ 2,700	\$ 2,700	132	105	335	254
<b>TOTAL</b>	<b>410</b>	<b>440</b>	<b>4,788</b>	<b>4,799</b>	<b>412</b>	<b>450</b>	<b>4,022</b>	<b>4,028</b>	<b>\$ 170</b>	<b>\$ 184</b>	<b>\$ 170</b>	<b>\$ 158</b>	<b>4,749</b>	<b>4,118</b>	<b>166</b>	<b>184</b>

## Condominium Statistics By Area

	# Pending				# Closed				Median Closed Price (,000's)				Inventory		Average DOM	
	May 2010	May 2011	12-month ending 5/2010	12-month ending 5/2011	May 2010	May 2011	12-month ending 5/2010	12-month ending 5/2011	May 2010	May 2011	12-month ending 5/2010	12-month ending 5/2011	May 2010	May 2011	May 2010	May 2011
	Naples Beach	79	100	930	1,000	83	112	859	884	\$ 550	\$ 560	\$ 505	\$ 467	1,414	1,277	228
North Naples	122	147	1,524	1,464	128	144	1,265	1,204	\$ 165	\$ 170	\$ 165	\$ 156	1,271	1,049	141	152
Central Naples	87	88	999	947	70	73	779	806	\$ 114	\$ 112	\$ 110	\$ 105	729	583	132	147
South Naples	68	56	783	824	82	71	668	692	\$ 144	\$ 121	\$ 135	\$ 115	738	657	160	206
East Naples	50	46	518	519	47	42	422	404	\$ 218	\$ 220	\$ 205	\$ 185	539	498	183	235
Immokalee/Ave Maria	3	0	8	5	2	0	5	4	\$ 162	\$ 162	\$ 101	\$ 220	7	6	144	0
<b>TOTAL</b>	<b>409</b>	<b>437</b>	<b>4,762</b>	<b>4,759</b>	<b>412</b>	<b>442</b>	<b>3,998</b>	<b>3,994</b>	<b>\$ 170</b>	<b>\$ 182</b>	<b>\$ 170</b>	<b>\$ 158</b>	<b>4,698</b>	<b>4,070</b>	<b>166</b>	<b>185</b>

## Legend

Geographic Location	USPS Zip Codes
Naples Beach:	34102, 34103, 34108
North Naples:	34109, 34110, 34119
Central Naples:	34104, 34105, 34116
South Naples:	34112, 34113
East Naples:	34114, 34117, 34120, 34137
Immokalee/Ave Maria:	34142

Calculations are based on property listings that exist within SunshineMLS. Only properties in Collier County, excluding Marco Island, are included. \*Counts for breakdowns of available inventory for prior years are unavailable. \*\*Median Sold Prices are unavailable for periods with zero sales reported.

The median refers to the middle value in a set of statistical values that are arranged in ascending or descending order, in this case prices at which homes were actually sold. Data entry anomalies and non-Naples zip codes may result in minor discrepancies. However, these anomalies are statistically insignificant.

Single Family Homes are tabulated using properties with a building design of Single Family, Villa Detached, or Manufactured. Condo units are tabulated using properties with a building design of Low-Rise, Mid-Rise, High-Rise, or Villa Attached.

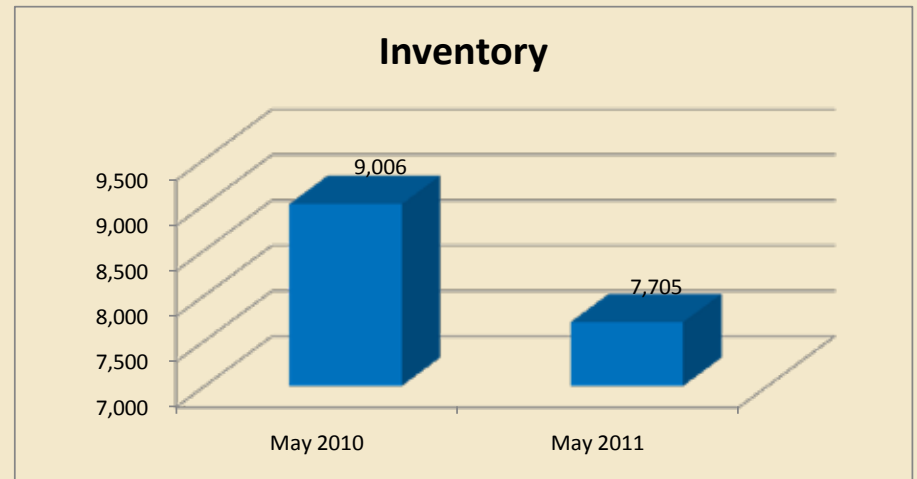
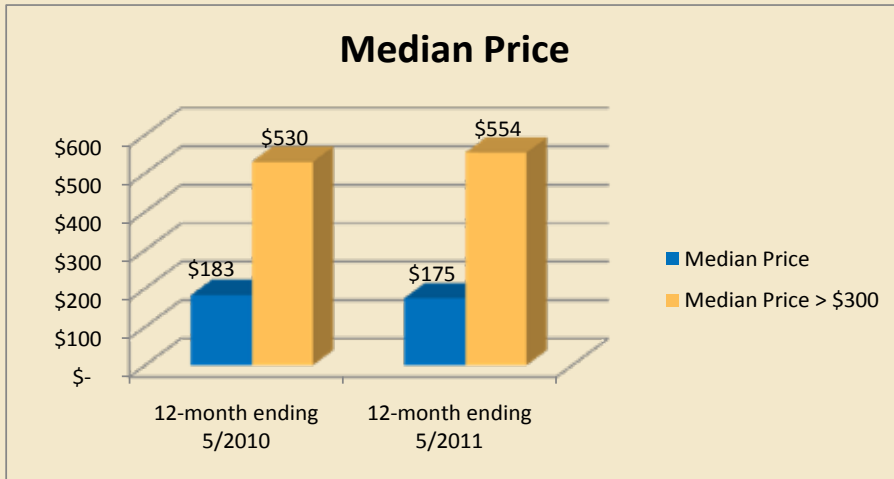
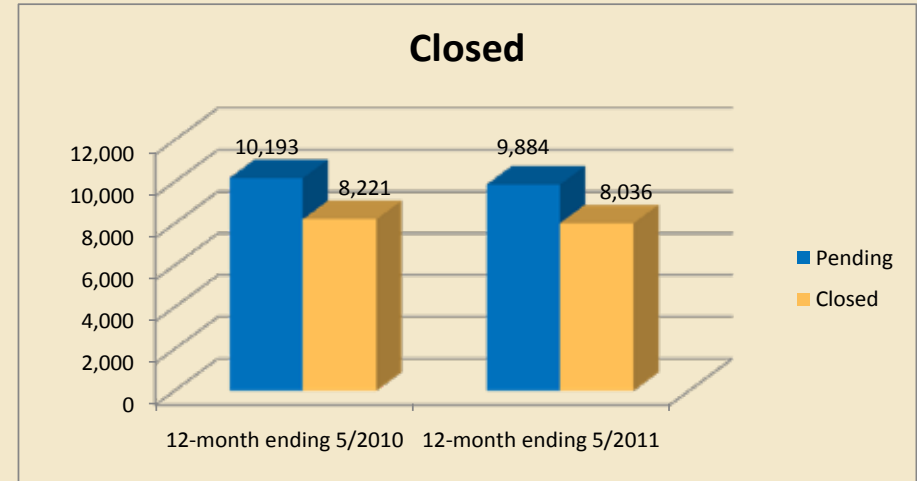
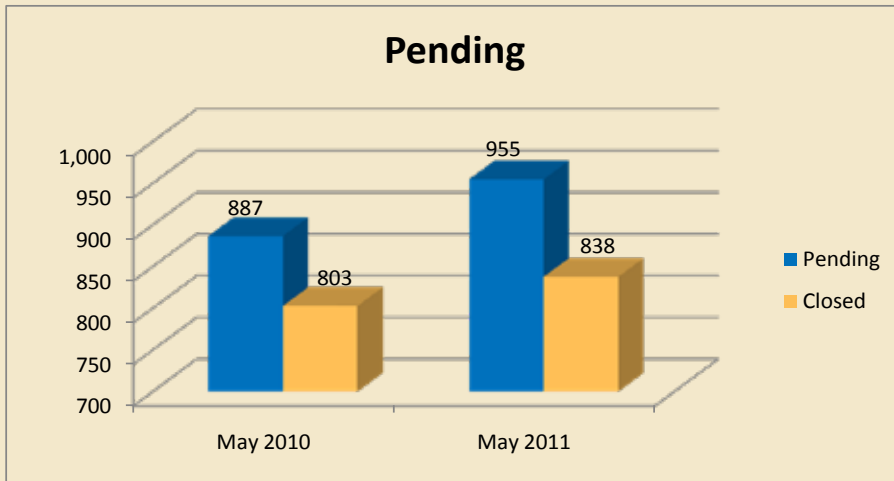


Real life. Real answers.

239.597.1666  
239.597.7725 Fax

www.NABOR.com  
www.NaplesArea.com

1455 Pine Ridge Road  
Naples, FL 34109



**Overall**

Calculations are based on property listings that exist within SunshineMLS. Only properties in Collier County, excluding Marco Island, are included.