



Real life. Real answers.

239.597.1666
239.597.7725 Fax

www.NABOR.com
www.NaplesArea.com

1455 Pine Ridge Road
Naples, FL 34109



Overall Market Statistics By Price

	# Pending				# Closed				Median Closed Price (,000's)				Inventory		Average DOM	
	March 2010	March 2011	12-month ending 2/2010	12-month ending 2/2011	March 2010	March 2011	12-month ending 2/2010	12-month ending 2/2011	March 2010	March 2011	12-month ending 2/2010	12-month ending 2/2011	March 2010	March 2011	March 2010	March 2011
\$0-\$300K	959	1,025	6,800	6,950	622	661	5,557	5,591	\$ 140	\$ 133	\$ 134	\$ 132	4,654	4,346	150	156
\$300K-\$500K	196	204	1,332	1,272	124	113	1,064	1,053	\$ 381	\$ 395	\$ 375	\$ 376	1,661	1,584	166	183
\$500K-\$1M	141	140	906	884	79	91	712	766	\$ 640	\$ 700	\$ 654	\$ 675	1,664	1,494	222	220
\$1M-\$2M	68	61	356	419	36	50	283	351	\$ 1,459	\$ 1,500	\$ 1,312	\$ 1,362	934	770	185	265
\$2M+	30	43	222	271	29	21	178	196	\$ 3,000	\$ 3,000	\$ 2,950	\$ 2,920	644	568	243	223
TOTAL	1,394	1,473	9,616	9,796	890	936	7,794	7,957	\$ 190	\$ 170	\$ 180	\$ 175	9,557	8,762	165	175
									Median > \$300K	\$ 525	\$ 620	\$ 525	\$ 550			

Overall Market Statistics By Area

	# Pending				# Closed				Median Closed Price (,000's)				Inventory		Average DOM	
	March 2010	March 2011	12-month ending 2/2010	12-month ending 2/2011	March 2010	March 2011	12-month ending 2/2010	12-month ending 2/2011	March 2010	March 2011	12-month ending 2/2010	12-month ending 2/2011	March 2010	March 2011	March 2010	March 2011
Naples Beach	222	267	1,537	1,617	149	195	1,310	1,409	\$ 475	\$ 590	\$ 502	\$ 535	2,437	2,304	202	217
North Naples	393	377	2,477	2,485	252	234	2,018	2,077	\$ 235	\$ 220	\$ 240	\$ 229	2,464	2,282	161	166
Central Naples	278	279	1,970	2,023	171	171	1,573	1,626	\$ 123	\$ 120	\$ 116	\$ 120	1,573	1,386	136	163
South Naples	197	231	1,305	1,464	139	168	1,090	1,189	\$ 165	\$ 122	\$ 149	\$ 130	1,286	1,226	179	145
East Naples	294	302	2,215	2,065	167	154	1,709	1,545	\$ 155	\$ 150	\$ 140	\$ 150	1,622	1,392	155	183
Immokalee/Ave Maria	5	1	39	63	6	5	32	52	\$ 69	\$ 150	\$ 75	\$ 55	29	30	108	84
TOTAL	1,389	1,457	9,543	9,717	884	927	7,732	7,898	\$ 190	\$ 170	\$ 179	\$ 175	9,411	8,620	164	175

Legend

Geographic Location	USPS Zip Codes
Naples Beach:	34102, 34103, 34108
North Naples:	34109, 34110, 34119
Central Naples:	34104, 34105, 34116
South Naples:	34112, 34113
East Naples:	34114, 34117, 34120, 34137
Immokalee/Ave Maria:	34142

Calculations are based on property listings that exist within SunshineMLS. Only properties in Collier County, excluding Marco Island, are included. *Counts for breakdowns of available inventory for prior years are unavailable. **Median Sold Prices are unavailable for periods with zero sales reported. The median refers to the middle value in a set of statistical values that are arranged in ascending or descending order, in this case prices at which homes were actually sold. Data entry anomalies and non-Naples zip codes may result in minor discrepancies. However, these anomalies are statistically insignificant.

Single Family Homes are tabulated using properties with a building design of Single Family, Villa Detached, or Manufactured. Condo units are tabulated using properties with a building design of Low-Rise, Mid-Rise, High-Rise, or Villa Attached.



Real life. Real answers.

239.597.1666
239.597.7725 Fax

www.NABOR.com
www.NaplesArea.com

1455 Pine Ridge Road
Naples, FL 34109



Single Family Home Statistics By Price

	# Pending				# Closed				Median Closed Price (,000's)				Inventory		Average DOM	
	March 2010	March 2011	12-month ending 2/2010	12-month ending 2/2011	March 2010	March 2011	12-month ending 2/2010	12-month ending 2/2011	March 2010	March 2011	12-month ending 2/2010	12-month ending 2/2011	March 2010	March 2011	March 2010	March 2011
\$0-\$300K	449	461	3,458	3,331	285	257	2,773	2,564	\$ 146	\$ 135	\$ 126	\$ 135	1,719	1,677	135	135
\$300K-\$500K	117	128	826	789	74	61	662	627	\$ 373	\$ 390	\$ 375	\$ 375	857	806	140	166
\$500K-\$1M	66	78	460	502	42	48	368	429	\$ 625	\$ 695	\$ 662	\$ 680	794	735	241	210
\$1M-\$2M	44	34	219	268	21	28	172	218	\$ 1,400	\$ 1,500	\$ 1,306	\$ 1,350	585	450	197	300
\$2M+	13	31	156	200	21	17	128	143	\$ 3,000	\$ 3,000	\$ 3,000	\$ 3,025	497	431	229	222
TOTAL	689	732	5,119	5,090	443	411	4,103	3,981	\$ 215	\$ 218	\$ 190	\$ 205	4,452	4,099	155	165

Single Family Home Statistics By Area

	# Pending				# Closed				Median Closed Price (,000's)				Inventory		Average DOM	
	March 2010	March 2011	12-month ending 2/2010	12-month ending 2/2011	March 2010	March 2011	12-month ending 2/2010	12-month ending 2/2011	March 2010	March 2011	12-month ending 2/2010	12-month ending 2/2011	March 2010	March 2011	March 2010	March 2011
Naples Beach	70	100	633	686	53	69	540	563	\$ 750	\$ 799	\$ 545	\$ 665	912	808	202	202
North Naples	165	163	1,031	1,063	112	99	851	872	\$ 328	\$ 350	\$ 360	\$ 356	1,100	1,046	178	169
Central Naples	132	136	1,047	1,051	85	76	828	819	\$ 145	\$ 135	\$ 125	\$ 142	766	736	140	158
South Naples	87	95	591	638	54	51	489	501	\$ 245	\$ 145	\$ 182	\$ 173	519	529	158	132
East Naples	227	228	1,741	1,547	132	108	1,332	1,141	\$ 141	\$ 141	\$ 125	\$ 138	1,044	868	129	159
Immokalee/Ave Maria	4	1	33	53	5	3	28	45	\$ 69	\$ 64	\$ 69	\$ 55	19	25	103	69
TOTAL	685	723	5,076	5,038	441	406	4,068	3,941	\$ 215	\$ 218	\$ 190	\$ 205	4,360	4,012	155	165

Legend

Geographic Location	USPS Zip Codes
Naples Beach:	34102, 34103, 34108
North Naples:	34109, 34110, 34119
Central Naples:	34104, 34105, 34116
South Naples:	34112, 34113
East Naples:	34114, 34117, 34120, 34137
Immokalee/Ave Maria:	34142

Calculations are based on property listings that exist within SunshineMLS. Only properties in Collier County, excluding Marco Island, are included. *Counts for breakdowns of available inventory for prior years are unavailable. **Median Sold Prices are unavailable for periods with zero sales reported. The median refers to the middle value in a set of statistical values that are arranged in ascending or descending order, in this case prices at which homes were actually sold. Data entry anomalies and non-Naples zip codes may result in minor discrepancies. However, these anomalies are statistically insignificant.

Single Family Homes are tabulated using properties with a building design of Single Family, Villa Detached, or Manufactured. Condo units are tabulated using properties with a building design of Low-Rise, Mid-Rise, High-Rise, or Villa Attached.



Real life. Real answers.

239.597.1666
239.597.7725 Fax

www.NABOR.com
www.NaplesArea.com

1455 Pine Ridge Road
Naples, FL 34109



Condominium Statistics By Price

	# Pending				# Closed				Median Closed Price (,000's)				Inventory		Average DOM	
	March 2010	March 2011	12-month ending 2/2010	12-month ending 2/2011	March 2010	March 2011	12-month ending 2/2010	12-month ending 2/2011	March 2010	March 2011	12-month ending 2/2010	12-month ending 2/2011	March 2010	March 2011	March 2010	March 2011
\$0-\$300K	510	564	3,342	3,619	337	404	2,784	3,027	\$ 136	\$ 133	\$ 140	\$ 130	2,935	2,669	162	169
\$300K-\$500K	79	76	506	483	50	52	402	426	\$ 386	\$ 396	\$ 371	\$ 380	804	778	203	207
\$500K-\$1M	75	62	446	382	37	43	344	337	\$ 695	\$ 710	\$ 650	\$ 660	870	759	202	230
\$1M-\$2M	24	27	137	151	15	22	111	133	\$ 1,519	\$ 1,375	\$ 1,315	\$ 1,375	349	320	170	227
\$2M+	17	12	66	71	8	4	50	53	\$ 2,775	\$ 3,150	\$ 2,700	\$ 2,700	147	137	286	226
TOTAL	705	741	4,497	4,706	447	525	3,691	3,976	\$ 169	\$ 158	\$ 170	\$ 160	5,105	4,663	174	182

Condominium Statistics By Area

	# Pending				# Closed				Median Closed Price (,000's)				Inventory		Average DOM	
	March 2010	March 2011	12-month ending 2/2010	12-month ending 2/2011	March 2010	March 2011	12-month ending 2/2010	12-month ending 2/2011	March 2010	March 2011	12-month ending 2/2010	12-month ending 2/2011	March 2010	March 2011	March 2010	March 2011
Naples Beach	152	167	904	931	96	126	770	846	\$ 447	\$ 480	\$ 500	\$ 480	1,525	1,496	203	225
North Naples	228	214	1,446	1,422	140	135	1,167	1,205	\$ 166	\$ 158	\$ 165	\$ 158	1,364	1,236	147	163
Central Naples	146	143	923	972	86	95	745	807	\$ 99	\$ 109	\$ 110	\$ 105	807	650	132	167
South Naples	110	136	714	826	85	117	601	688	\$ 136	\$ 115	\$ 134	\$ 120	767	697	191	151
East Naples	67	74	474	518	35	46	377	404	\$ 250	\$ 202	\$ 209	\$ 188	578	524	255	241
Immokalee/Ave Maria	1	0	6	10	1	2	4	7	\$ 98	\$ 237	\$ 135	\$ 290	10	5	134	129
TOTAL	704	734	4,467	4,679	443	521	3,664	3,957	\$ 168	\$ 158	\$ 170	\$ 160	5,051	4,608	173	183

Legend

Geographic Location	USPS Zip Codes
Naples Beach:	34102, 34103, 34108
North Naples:	34109, 34110, 34119
Central Naples:	34104, 34105, 34116
South Naples:	34112, 34113
East Naples:	34114, 34117, 34120, 34137
Immokalee/Ave Maria:	34142

Calculations are based on property listings that exist within SunshineMLS. Only properties in Collier County, excluding Marco Island, are included. *Counts for breakdowns of available inventory for prior years are unavailable. **Median Sold Prices are unavailable for periods with zero sales reported.

The median refers to the middle value in a set of statistical values that are arranged in ascending or descending order, in this case prices at which homes were actually sold. Data entry anomalies and non-Naples zip codes may result in minor discrepancies. However, these anomalies are statistically insignificant.

Single Family Homes are tabulated using properties with a building design of Single Family, Villa Detached, or Manufactured. Condo units are tabulated using properties with a building design of Low-Rise, Mid-Rise, High-Rise, or Villa Attached.

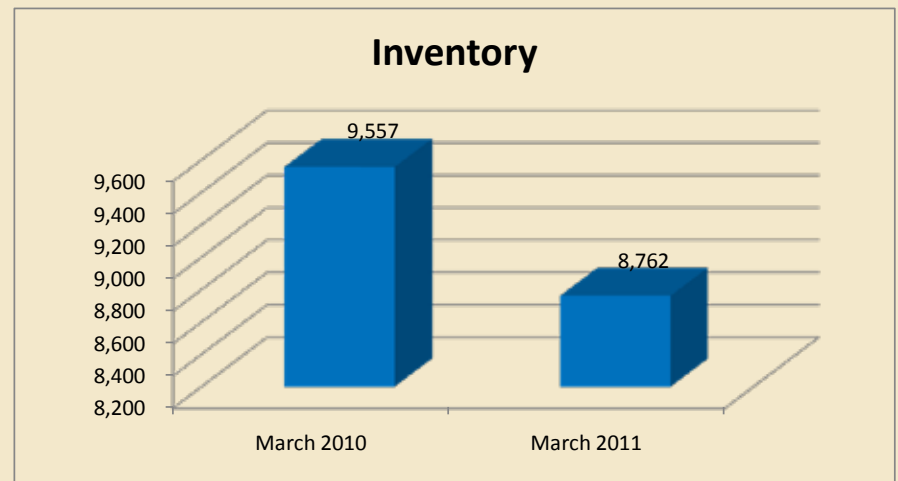
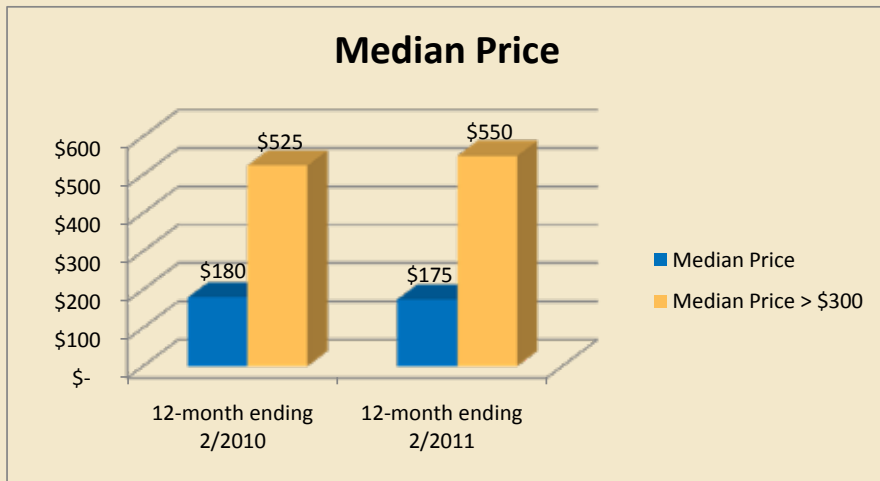
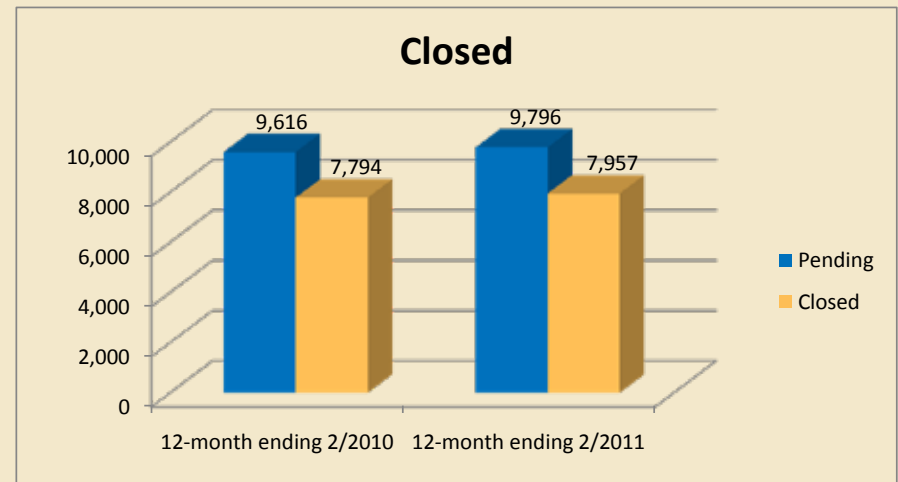
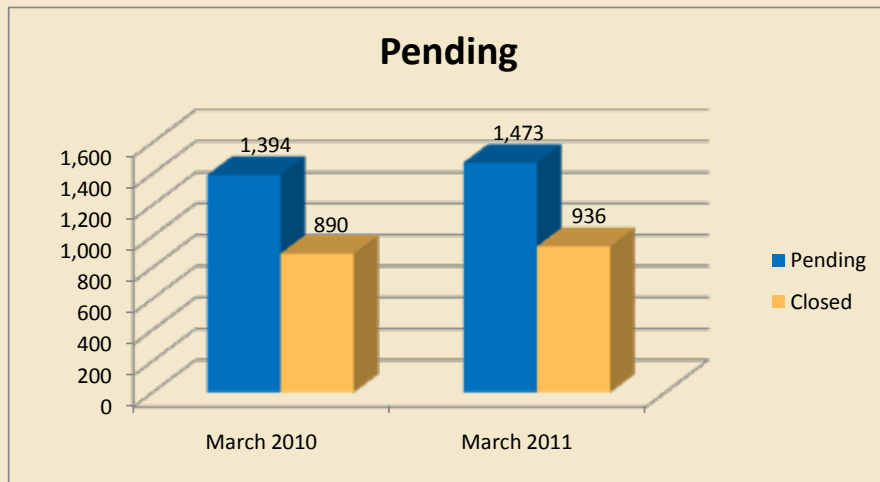


Real life. Real answers.

239.597.1666
239.597.7725 Fax

www.NABOR.com
www.NaplesArea.com

1455 Pine Ridge Road
Naples, FL 34109



Overall