



Real life. Real answers.

239.597.1666
239.597.7725 Fax

www.NABOR.com
www.NaplesArea.com

1455 Pine Ridge Road
Naples, FL 34109



Overall Market Statistics By Price

	# Pending				# Closed				Median Closed Price (,000's)				Inventory		Average DOM	
	Oct. 2008	Oct. 2009	12-month ending 10/2008	12-month ending 10/2009	Oct. 2008	Oct. 2009	12-month ending 10/2008	12-month ending 10/2009	Oct. 2008	Oct. 2009	12-month ending 10/2008	12-month ending 10/2009	Oct. 2008	Oct. 2009	Oct. 2008	Oct. 2009
	\$0-\$300K	292	662	2,769	6,595	247	385	2,338	4,708	\$ 158	\$ 139	\$ 195	\$ 132	4,894	4,502	127
\$300K-\$500K	48	120	1,071	1,169	65	83	948	883	\$ 375	\$ 375	\$ 386	\$ 375	2,228	1,698	199	191
\$500K-\$1M	39	78	793	771	49	58	698	593	\$ 637	\$ 617	\$ 661	\$ 650	2,045	1,651	202	251
\$1M-\$2M	15	30	363	292	19	18	335	240	\$ 1,450	\$ 1,280	\$ 1,379	\$ 1,305	930	818	279	239
\$2M+	15	14	271	197	12	11	221	163	\$ 2,322	\$ 3,200	\$ 2,775	\$ 3,100	718	678	280	317
TOTAL	409	904	5,267	9,024	392	555	4,540	6,587	\$ 221	\$ 190	\$ 297	\$ 180	10,815	9,347	163	167
							Median > \$300K		\$ 540	\$ 514	\$ 566	\$ 525				

Overall Market Statistics By Area

	# Pending				# Closed				Median Closed Price (,000's)				Inventory		Average DOM	
	Oct. 2008	Oct. 2009	12-month ending 10/2008	12-month ending 10/2009	Oct. 2008	Oct. 2009	12-month ending 10/2008	12-month ending 10/2009	Oct. 2008	Oct. 2009	12-month ending 10/2008	12-month ending 10/2009	Oct. 2008	Oct. 2009	Oct. 2008	Oct. 2009
	Naples Beach	68	131	1,085	1,311	85	90	1,034	1,081	\$ 500	\$ 527	\$ 715	\$ 525	2,237	2,245	187
North Naples	86	237	1,404	2,258	115	163	1,270	1,721	\$ 280	\$ 260	\$ 320	\$ 245	2,737	2,381	197	174
Central Naples	91	203	959	1,923	69	110	776	1,323	\$ 140	\$ 110	\$ 215	\$ 114	1,836	1,541	131	155
South Naples	49	130	740	1,169	43	74	652	881	\$ 157	\$ 132	\$ 210	\$ 149	1,571	1,374	162	140
East Naples	111	191	1,003	2,273	76	118	749	1,525	\$ 148	\$ 163	\$ 220	\$ 138	2,198	1,625	109	129
Immokalee/Ave Maria	1	5	6	38	0	0	1	20	**	**	\$ 21	\$ 77	27	31	0	0
TOTAL	406	897	5,197	8,972	388	555	4,482	6,551	\$ 219	\$ 190	\$ 295	\$ 180	10,606	9,197	162	167

Legend

Geographic Location	USPS Zip Codes
Naples Beach:	34102, 34103, 34108
North Naples:	34109, 34110, 34119
Central Naples:	34104, 34105, 34116
South Naples:	34112, 34113
East Naples:	34114, 34117, 34120, 34137
Immokalee/Ave Maria:	34142

Calculations are based on property listings that exist within SunshineMLS. Only properties in Collier County, excluding Marco Island, are included. *Counts for breakdowns of available inventory for prior years are unavailable. **Median Sold Prices are unavailable for periods with zero sales reported. The median refers to the middle value in a set of statistical values that are arranged in ascending or descending order, in this case prices at which homes were actually sold. Data entry anomalies and non-Naples zip codes may result in minor discrepancies. However, these anomalies are statistically insignificant.

Single Family Homes are tabulated using properties with a building design of Single Family, Villa Detached, or Manufactured. Condo units are tabulated using properties with a building design of Low-Rise, Mid-Rise, High-Rise, or Villa Attached.



Real life. Real answers.

239.597.1666
239.597.7725 Fax

www.NABOR.com
www.NaplesArea.com

1455 Pine Ridge Road
Naples, FL 34109



Single Family Home Statistics By Price

	# Pending				# Closed				Median Closed Price (,000's)				Inventory		Average DOM	
	Oct. 2008	Oct. 2009	12-month ending 10/2008	12-month ending 10/2009	Oct. 2008	Oct. 2009	12-month ending 10/2008	12-month ending 10/2009	Oct. 2008	Oct. 2009	12-month ending 10/2008	12-month ending 10/2009	Oct. 2008	Oct. 2009	Oct. 2008	Oct. 2009
	\$0-\$300K	197	323	1,363	3,618	137	197	1,001	2,516	\$ 149	\$ 130	\$ 190	\$ 125	2,078	1,663	98
\$300K-\$500K	30	79	605	751	37	55	542	554	\$ 380	\$ 375	\$ 395	\$ 375	1,207	896	181	165
\$500K-\$1M	29	43	449	424	26	32	383	329	\$ 605	\$ 663	\$ 663	\$ 660	999	781	209	233
\$1M-\$2M	8	21	214	185	12	12	202	143	\$ 1,352	\$ 1,230	\$ 1,379	\$ 1,310	559	514	337	279
\$2M+	10	9	180	137	10	5	146	108	\$ 2,460	\$ 2,850	\$ 2,950	\$ 3,200	547	509	318	595
TOTAL	274	475	2,811	5,115	222	301	2,274	3,650	\$ 237	\$ 210	\$ 345	\$ 183	5,390	4,363	152	148

Single Family Home Statistics By Area

	# Pending				# Closed				Median Closed Price (,000's)				Inventory		Average DOM	
	Oct. 2008	Oct. 2009	12-month ending 10/2008	12-month ending 10/2009	Oct. 2008	Oct. 2009	12-month ending 10/2008	12-month ending 10/2009	Oct. 2008	Oct. 2009	12-month ending 10/2008	12-month ending 10/2009	Oct. 2008	Oct. 2009	Oct. 2008	Oct. 2009
	Naples Beach	39	55	457	585	35	36	419	462	\$ 400	\$ 489	\$ 910	\$ 550	827	826	212
North Naples	41	98	655	939	63	80	594	743	\$ 399	\$ 376	\$ 425	\$ 360	1,277	1,074	199	199
Central Naples	60	105	559	1,054	36	63	423	726	\$ 147	\$ 110	\$ 284	\$ 119	963	762	110	120
South Naples	31	66	326	578	18	31	266	434	\$ 136	\$ 160	\$ 325	\$ 175	681	557	143	102
East Naples	101	142	769	1,893	67	91	534	1,251	\$ 145	\$ 140	\$ 204	\$ 124	1,530	1,032	95	105
Immokalee/Ave Maria	0	5	4	35	0	0	1	17	**	**	\$ 21	\$ 69	17	21	0	0
TOTAL	272	471	2,770	5,084	219	301	2,237	3,633	\$ 235	\$ 210	\$ 340	\$ 183	5,295	4,272	150	148

Legend

Geographic Location	USPS Zip Codes
Naples Beach:	34102, 34103, 34108
North Naples:	34109, 34110, 34119
Central Naples:	34104, 34105, 34116
South Naples:	34112, 34113
East Naples:	34114, 34117, 34120, 34137
Immokalee/Ave Maria:	34142

Calculations are based on property listings that exist within SunshineMLS. Only properties in Collier County, excluding Marco Island, are included. *Counts for breakdowns of available inventory for prior years are unavailable. **Median Sold Prices are unavailable for periods with zero sales reported. The median refers to the middle value in a set of statistical values that are arranged in ascending or descending order, in this case prices at which homes were actually sold. Data entry anomalies and non-Naples zip codes may result in minor discrepancies. However, these anomalies are statistically insignificant. Single Family Homes are tabulated using properties with a building design of Single Family, Villa Detached, or Manufactured. Condo units are tabulated using properties with a building design of Low-Rise, Mid-Rise, High-Rise, or Villa Attached.



Real life. Real answers.

239.597.1666
239.597.7725 Fax

www.NABOR.com
www.NaplesArea.com

1455 Pine Ridge Road
Naples, FL 34109



Condominium Statistics By Price

	# Pending				# Closed				Median Closed Price (,000's)				Inventory		Average DOM	
			12-month ending	12-month ending			12-month ending	12-month ending			12-month ending	12-month ending				
	Oct. 2008	Oct. 2009	10/2008	10/2009	Oct. 2008	Oct. 2009	10/2008	10/2009	Oct. 2008	Oct. 2009	10/2008	10/2009	Oct. 2008	Oct. 2009	Oct. 2008	Oct. 2009
\$0-\$300K	95	339	1,406	2,977	110	188	1,337	2,192	\$ 166	\$ 140	\$ 200	\$ 140	2,816	2,839	162	171
\$300K-\$500K	18	41	466	418	28	28	406	329	\$ 372	\$ 367	\$ 379	\$ 375	1,021	802	226	233
\$500K-\$1M	10	35	344	347	23	26	315	264	\$ 650	\$ 608	\$ 656	\$ 650	1,046	870	194	276
\$1M-\$2M	7	9	149	107	7	6	133	97	\$ 1,500	\$ 1,412	\$ 1,375	\$ 1,300	371	304	183	159
\$2M+	5	5	91	60	2	6	75	55	\$ 2,082	\$ 3,587	\$ 2,612	\$ 2,820	171	169	127	143
TOTAL	135	429	2,456	3,909	170	254	2,266	2,937	\$ 211	\$ 170	\$ 260	\$ 175	5,425	4,984	177	189

Condominium Statistics By Area

	# Pending				# Closed				Median Closed Price (,000's)				Inventory		Average DOM	
			12-month ending	12-month ending			12-month ending	12-month ending			12-month ending	12-month ending				
	Oct. 2008	Oct. 2009	10/2008	10/2009	Oct. 2008	Oct. 2009	10/2008	10/2009	Oct. 2008	Oct. 2009	10/2008	10/2009	Oct. 2008	Oct. 2009	Oct. 2008	Oct. 2009
Naples Beach	29	76	628	726	50	54	615	619	\$ 522	\$ 545	\$ 625	\$ 520	1,410	1,419	170	246
North Naples	45	139	749	1,319	52	83	676	978	\$ 211	\$ 160	\$ 254	\$ 175	1,460	1,307	194	150
Central Naples	31	98	400	869	33	47	353	597	\$ 135	\$ 105	\$ 190	\$ 109	873	779	154	201
South Naples	18	64	414	591	25	43	386	447	\$ 162	\$ 125	\$ 188	\$ 134	890	817	175	167
East Naples	10	49	234	380	9	27	215	274	\$ 175	\$ 209	\$ 265	\$ 211	668	593	217	209
Immokalee/Ave Maria	1	0	2	3	0	0	0	3	**	**	**	\$ 101	10	10	0	0
TOTAL	134	426	2,427	3,888	169	254	2,245	2,918	\$ 205	\$ 170	\$ 260	\$ 175	5,311	4,925	177	189

Legend

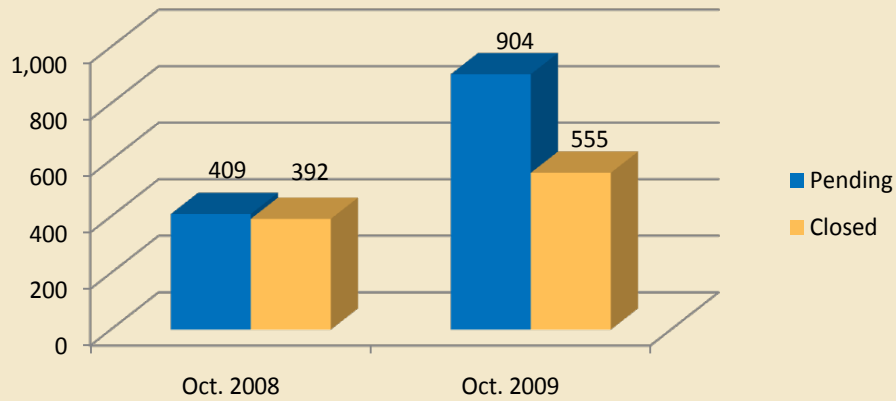
Geographic Location	USPS Zip Codes
Naples Beach:	34102, 34103, 34108
North Naples:	34109, 34110, 34119
Central Naples:	34104, 34105, 34116
South Naples:	34112, 34113
East Naples:	34114, 34117, 34120, 34137
Immokalee/Ave Maria:	34142

Calculations are based on property listings that exist within SunshineMLS. Only properties in Collier County, excluding Marco Island, are included. *Counts for breakdowns of available inventory for prior years are unavailable. **Median Sold Prices are unavailable for periods with zero sales reported.

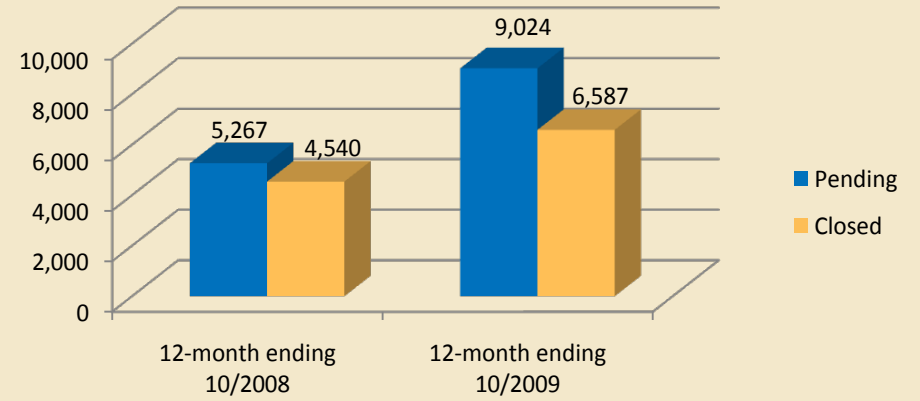
The median refers to the middle value in a set of statistical values that are arranged in ascending or descending order, in this case prices at which homes were actually sold. Data entry anomalies and non-Naples zip codes may result in minor discrepancies. However, these anomalies are statistically insignificant.

Single Family Homes are tabulated using properties with a building design of Single Family, Villa Detached, or Manufactured. Condo units are tabulated using properties with a building design of Low-Rise, Mid-Rise, High-Rise, or Villa Attached.

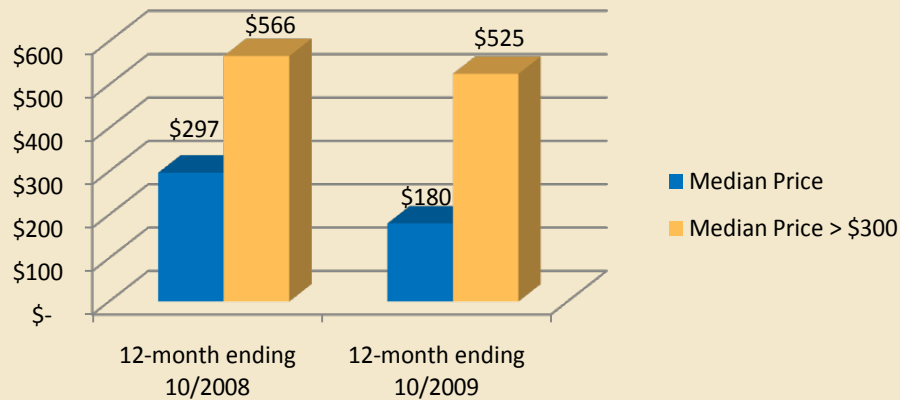
Pending



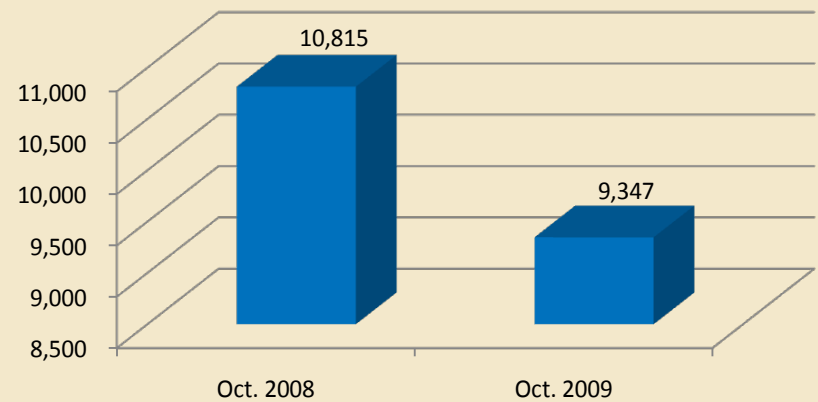
Closed



Median Price



Inventory



Overall